



57'-2"

43'-2"

PARALLEL BARS
(ACCESSIBLE)
(ADVANCED SERIES)
15504

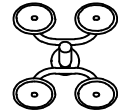


NDS FITNESS
SIGN PACKAGE
14926



STEP AROUND
STATION
14903

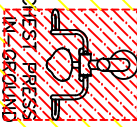
SHOULDER ROTATOR -
IN GROUND
(ADVANCED SERIES)
135581



CAPTAINS CHAIR -
IN GROUND
(ADVANCED SERIES)
135601



(ADVANCED SERIES)
135551



1'-6" PLYOMETRIC
BOX STATION
(ADVANCED SERIES)
13277



HORIZONTAL
CHIN-UP STATION
(ADVANCED SERIES)
13296




1' PLYOMETRIC
BOX STATION
(ADVANCED SERIES)
13276



2' PLYOMETRIC
BOX STATION
(ADVANCED SERIES)
13278



PUSH-UP
STATION - HIGH
(ADVANCED SERIES)
13295



CHIN-UP
STATION - LOW
(ADVANCED SERIES)
13285

CHIN-UP
STATION - HIGH
(ADVANCED SERIES)
13285


LEG PRESS
(IN-GROUND)
135591



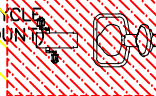
BALANCE
BOARD STATION
(ADVANCED SERIES)
13280



ASSISTED
BALANCE WALK
14900



RECURBENT CYCLE
(INGROUND MOUNT)
149221



iTRACK CROSS
TRAINING
ADULT CLIMBING
WALL (10')
13197



CHEST PRESS -
IN-GROUND
(ADVANCED SERIES)
135551



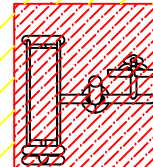
LEG EXTENSION -
IN-GROUND
(ADVANCED SERIES)
135631



LAT-PULL DOWN -
IN-GROUND
(ADVANCED SERIES)
135561



SIT-UP / BACK EXTENSION -
IN-GROUND
(ADVANCED SERIES)
135611



**THIS DRAWING CANNOT BE
ALTERED IN ANY WAY. IF CHANGES
ARE REQUIRED PLEASE CONTACT
YOUR GAMETIME REPRESENTATIVE
@ 1-800-235-2440.**